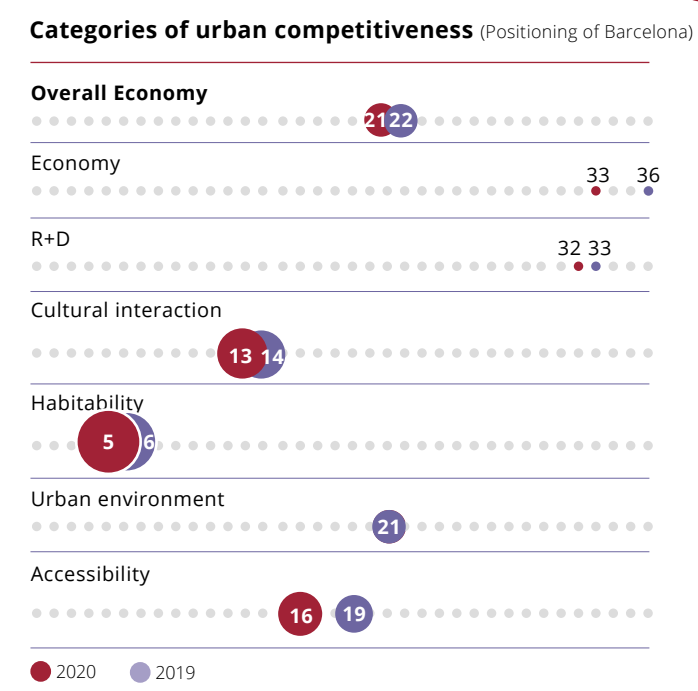


INTERNATIONAL CITY BENCHMARKING

Barcelona is among the top 25 cities for global competitiveness for the fifth year running



Barcelona maintains its position as the 5th start-up hub in Europe



Source: Europe's biggest startup hubs in 2020. EU-startups.

Barcelona is Europe's 8th tech city of the future

Top 15 Tech Cities of the Future in Europe 2020

Ranking	City	Country
1	London	United Kingdom
2	Paris	France
3	Dublin	Ireland
4	Amsterdam	Netherlands
5	Berlin	Germany
6	Munich	Germany
7	Bucharest	Romania
8	Barcelona	Spain
9	Belfast	United Kingdom
10	Cambridge	United Kingdom
11	Madrid	Spain
12	Stockholm	Sweden
13	Frankfurt	Germany
14	Zurich	Switzerland
15	Warsaw	Poland

Source: Tech Cities of the Future 2020/21. fDi and TNW.

Barcelona, among the five most attractive cities for digital talent



Source: Decoding Global Talent 2019. BCG.

Barcelona, among the 20 cities with the best public-transport ecosystem



Cities with the world's best public-transport systems. 2020

Position	City	Global index
1	Singapore	74.1
2	London	74.0
3	Stockholm	73.2
4	Hong Kong	72.6
5	Amsterdam	72.5
6	Tokyo	72.4
7	Helsinki	71.9
8	Berlin	71.7
9	Paris	71.7
10	New York	70.8
11	San Francisco	70.7
12	Chicago	70.5
13	Boston	70.3
14	Zurich	67.8
15	Seoul	67.7
16	Madrid	66.7
17	Sydney	66.1
18	Barcelona	66.1
19	Toronto	65.4
20	Los Angeles	65.4

Source: *Urban City Readiness Index 2020*. Berkeley University of California and the Oliver Wyman Forum.

Barcelona among the top ten creative and cultural cities in Europe



Creative and cultural cities. 2019

Position	City	Creative intensity index
1	Paris	66
2	Munich	41
3	London	36
4	Milan	35
5	Berlin	34
6	Vienna	33
7	Budapest	33
8	Prague	33
9	Barcelona	31
10	Hamburg	29
11	Madrid	28
12	Warsaw	27

NB: Cities with more than a million residents.

Source: *Cultural and Creative Cities Monitor 2019*. European Commission's Joint Research Centre.

Barcelona is the 8th city in world and the 3rd in Europe for attractiveness for visitors and entrepreneurs



Attractive global cities for visitors and entrepreneurs 2021

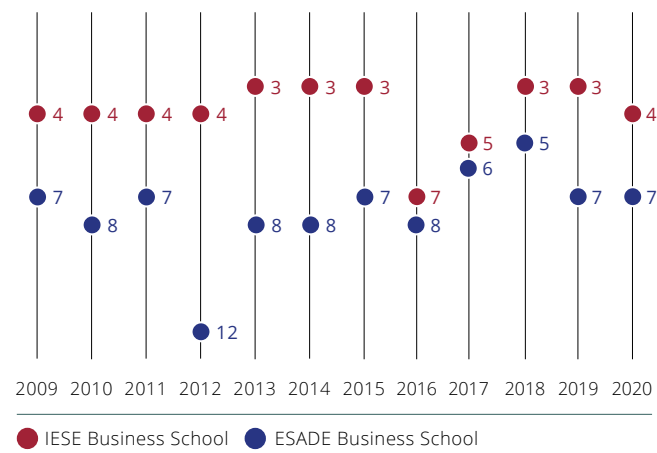
Ranking 2020	City	Ranking 2021
1	London	1
2	New York	2
3	Paris	3
5	Moscow	4
4	Tokyo	5
6	Dubai	6
7	Singapore	7
8	Barcelona	8
9	Los Angeles	9
12	Madrid	10
10	Roma	11
13	Chicago	12
17	Toronto	13
11	San Francisco	14

Source: *World's best cities report*. Resonance Consultancy Ltd. 2021.

Barcelona is the only city with two centres in Europe's top ten MBA business schools



Positioning in the European ranking

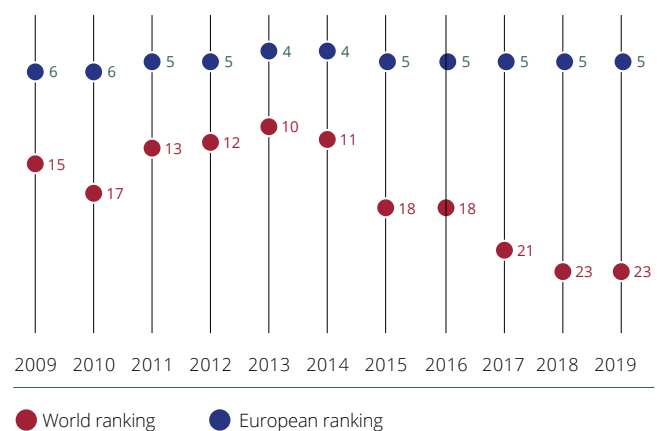


Source: *Global MBA Ranking*, Financial Times.

Barcelona is 23rd among the world's cities and 5th in Europe in terms of scientific academic output



Positioning of Barcelona in scientific production

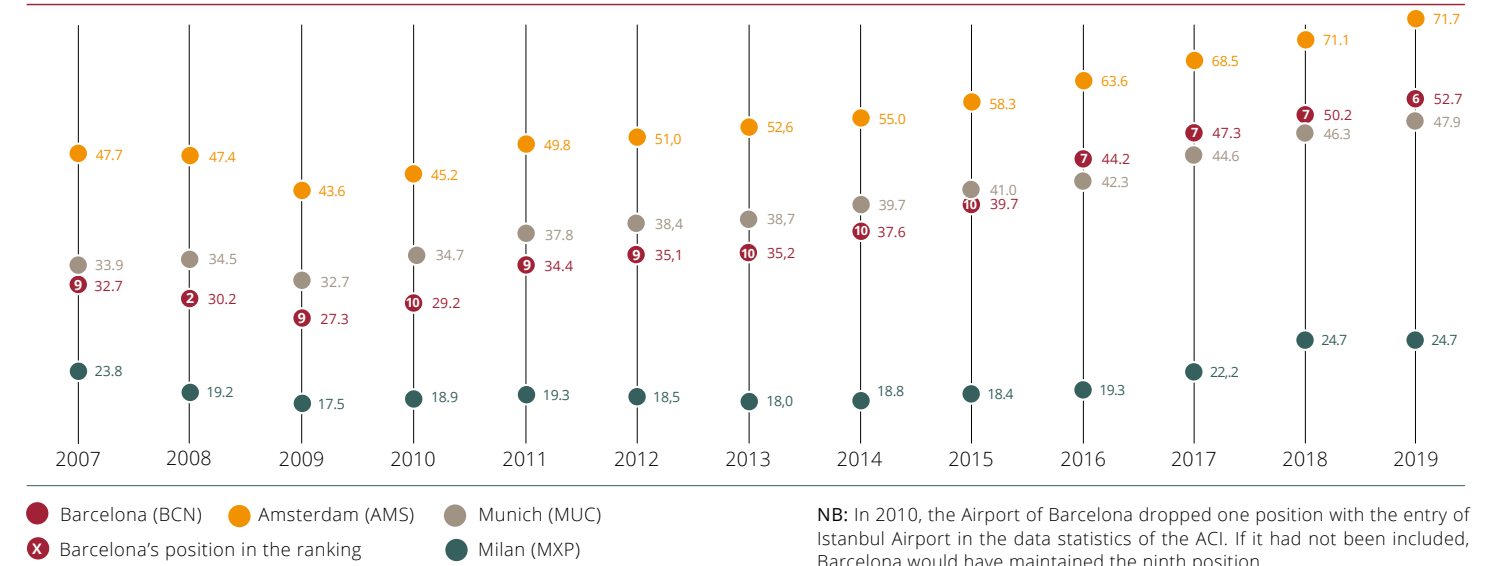


Source: UPC - Land Policy and Valuations Centre (CPSV). Data november 2020

Barcelona airport surpasses the threshold of 52 million passengers and now occupies 6th place among the main European airports



Number of passengers at airports in European cities (millions)



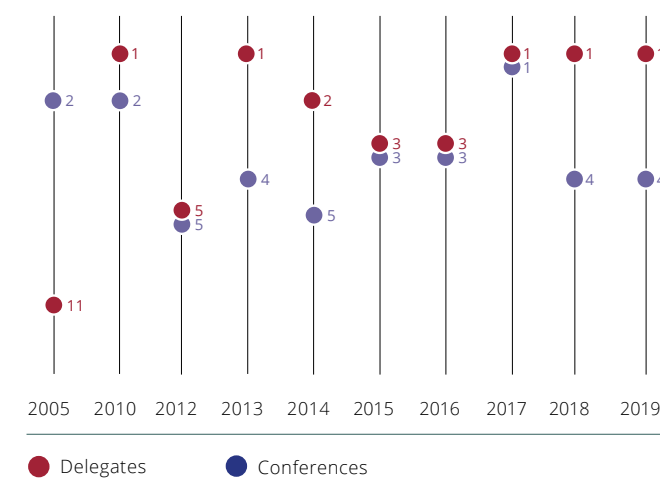
NB: In 2010, the Airport of Barcelona dropped one position with the entry of Istanbul Airport in the data statistics of the ACI. If it had not been included, Barcelona would have maintained the ninth position.

Source: *Airport Traffic Report*. Airports Council International, ACI Europe, and the Barcelona Air Route Development Committee (CDRA).

Barcelona maintains the 1st position in the world for number of delegates at international congresses



Position of Barcelona

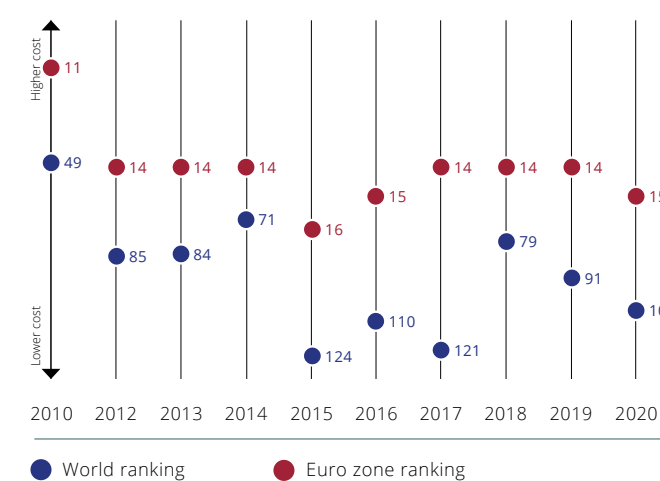


Source: International Congress and Convention Association (ICCA).

Barcelona gains competitiveness in the cost of living



Position of Barcelona



Source: *Worldwide Cost of Living Survey*, City Ranking. Mercer Human Resource Consulting.

Rental prices for offices remain stable and in the middle band among the main European cities



Office rental price in European cities. 2020

City	Interannual variation 2020/2019 (%)	Rent Offices (€/m ² /year)
London (WE)	-4.5	1,249
Paris (CBD)	1.2	860
Geneva	0.0	837
London (City)	-2.9	803
Stockholm	0.0	762
Zurich	3.9	744
Dublin	0.0	673
Luxembourg	2.0	612
Milan	1.7	600
Paris (La Défense)	0.0	550
Frankfurt	0.0	540
Rome	11.4	490
Moscow	-20.0	479
Amsterdam (South Axis)	0.0	475
Munich	2.6	474
Helsinki	-0.7	456
Berlin	0.0	456
Bristol	5.6	452
Manchester	2.7	446
Oslo	-2.1	440
Birmingham	8.8	440
Edinburgh	1.4	422
Madrid	0.7	420
Glasgow	6.2	410
Leeds	13.3	404
Hamburg	8.1	360
Düsseldorf	1.8	342
Barcelona	0.9	339
Brussels	0.0	320
Gothenburg	3.1	318
Vienna	0.0	318

Source: Cushman & Wakefield Research, *The DNA of Real Estate*, 3Q. 2020 (Europe).